


Learn How to Navigate Your BrainIQ Health Affiliate Dashboard

Learn More About the Affiliate Program

To learn more about our affiliate program, please visit:

[BrainIQ Health Affiliate Program](#)

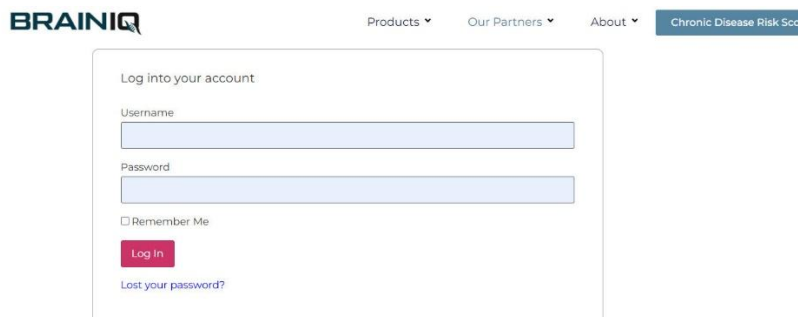
If you have not already joined the BrainIQ Health Affiliate Program, click the blue button that says **“Join the BrainIQ Health Affiliate Program.”**



Step 1: After Approval: Login to Your Affiliate Dashboard

After approval, you can log in to your affiliate account here:

<https://brainiqhealth.com/affiliate-login/>



Step 2: Accessing Your Affiliate Dashboard

Once logged in, your affiliate dashboard allows you to:

- Access your affiliate link
- View your statistics
- Track your earnings

Important First Step: ACH/Wire Details

Before you begin, please email Rebecca White at contact@brainiqhealth.com with your banking details for ACH/Wire Transfers. Note that the routing number for ACH/Wire transfers may be different from the one shown in your account, check with your bank for the correct routing number for ACH/Wire transfers.

NOTE: All new affiliates will be placed on a 30-day hold. Commissions are paid once a month, provided your balance is at least \$100.

Step 3: Finding Your Affiliate Link

Your affiliate link is used to promote and sell BrainIQ Health products.

Commission Calculation Notice

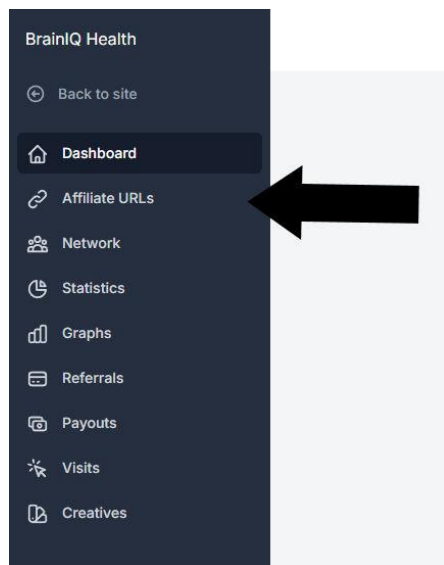
Affiliate commissions are calculated **based on the final product price after all discounts have been applied**. Please note that **shipping and handling charges are excluded** from commissionable totals.

IMPORTANT NOTE: Affiliates are not eligible to earn commissions on purchases made using their own affiliate link.

For any personal orders, please use the affiliate link of the person who referred you to BrainIQ Health. A 10% discount will automatically be applied at checkout when using their link.

How to Find Your Affiliate Link:

1. On the left-hand menu, click **Affiliate URLs**.
2. Your main referral link will be displayed at the top of the page.



Affiliate URLs

Referral URL

Share your referral URL with your audience to earn commission.

<https://brainiqhealth.com/ref/healyourselftalk/>

[Copy link](#)

Step 4: Creating Custom Links for Campaigns

You can create specific tracking URLs for different products. Under the **Affiliate URLs** section, you will see the “**Referral URL Generator.**” This is where you can generate unique referral links for specific products or campaigns instead of using your general referral URL.

Referral URL generator
Use this form to generate a referral link.

Page URL

Campaign name
Enter an optional campaign name to help track performance.

Generated referral URL
Share this URL with your audience.
 [Copy link](#)

For example, if you want to promote only the **Clinical CBD Relief Roll-On**, follow these steps:

1. Visit [BrainIQ Health](#) and navigate to the product page: [Clinical CBD Relief Roll-On](#)
2. Copy the product page URL.
3. Paste it into the **Page URL** box in your dashboard.
4. Name your campaign (e.g., RollOn).
5. A unique **Generated Referral URL** will be created.
6. Click on Copy Link (in blue) and use this new URL for your campaign.

Referral URL generator
Use this form to generate a referral link.

Page URL

Campaign name
Enter an optional campaign name to help track performance.

Generated referral URL
Share this URL with your audience.
 [Copy link](#)

Step 5: Building Your Affiliate Network

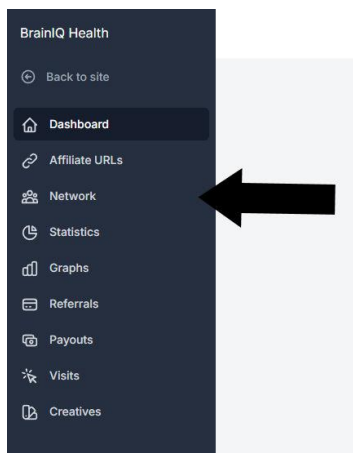
You can use both your regular affiliate URL and your Network link to sign up affiliates.

The key difference is that the Network link takes people directly to the affiliate registration page, making it easier for them to sign up under you. You can track who's signed up under you anytime by visiting the Network tab in your dashboard.

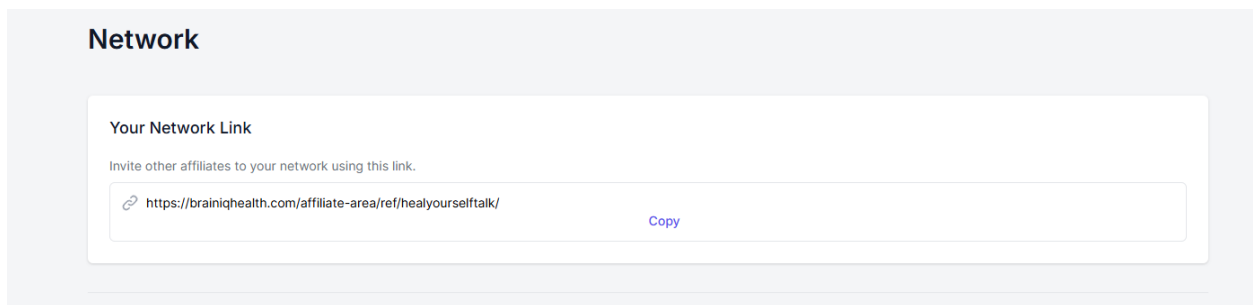
Commission Calculation Notice

Affiliate commissions are calculated **based on the final product price after all discounts have been applied**. Please note that **shipping and handling charges are excluded** from commissionable totals.

When you click on the Network tab



You'll see your unique network link.



Understanding Your Dashboard

Your affiliate dashboard includes several important sections:

Statistics

- View detailed data on your referrals, commissions, and performance.

Graphs

- Visual representation of your earnings over time.

Referrals

- Track sales made through your affiliate links.

Payouts

- View all payments made to you by BrainIQ Health.
- Payouts happen on the week of the 15th each month, once you have passed the 30-day hold.

Coupons

- Each affiliate has a unique coupon code linked to their account, which they can share with customers to offer 10% off orders. You'll find your code listed here.

Visits

- See how often your affiliate link has been used and track conversions.

Creatives

- Access social media images, banners, and other promotional materials for marketing.

Order Details

- This section displays all orders placed through your affiliate link. You'll be able to view the contact information associated with each order.

Lifetime Customers

- All customers who make a purchase using your affiliate URL will be permanently linked to your affiliate account as Lifetime Customers, based on the email address they used at checkout. This ensures that even if they return to make future purchases without using your link, you will still receive credit for their orders.

Important Update Regarding Affiliate Commissions

Please note that **affiliate commissions will not be awarded for purchases made using your own affiliate account**, for personal use.

To ensure proper tracking and commission credit, please use the affiliate link provided by the person who originally introduced you to BrainIQ Health.

Any commissions generated from self-referrals or personal purchases will be **automatically rejected** and will not be paid out.

Thank you for your understanding and commitment to maintaining the integrity of our program.

By following these steps, you'll be fully set up to start earning with the BrainIQ Health Affiliate Program! If you have any questions, feel free to reach out for support.

Rebecca White
National Partnerships Director
contact@brainiqhealth.com